




English	
<b>Offline Activity 1</b> This week we want you to think about one of your friends have not seen for a while. Can you write them a postcard? Don't forget to write their name at the start and your name at the end. You could even draw them a lovely picture.	<b>Offline Activity 2</b> Think back to all the time you have spent at home and all the lovely things you have done at home. Draw a picture of your favourite thing you have done at home and have a go at writing what you have done, don't forget to listen for sounds you can hear in the words.
Maths	
<b>Offline Activity 1</b> Write numbers 1 – 10 on some pieces of paper. <ul style="list-style-type: none"> <li>Mix all the numbers up and then see if you can put them back in the right order.</li> <li>Ask your grown up to hide one of the numbers – which one is missing?</li> <li>Choose 2 numbers and count out that many things from your house, put them all together – how many have you got?</li> </ul>	<b>Offline Activity 2</b> Can you make a repeating pattern with things around your home? Use 2 different objects and make sure they are in the right order to make a pattern. You could use sweets, pens, toys, colours or paints. If you can do a pattern with 2 different objects can you make a pattern with 3 different objects? <div style="text-align: center;">              A B A B         </div>

As it's not a full week in school, we have then included some other learning activities that you can choose from to complete across the week as you like.

<b>Activity 1</b> <b>Undersea Octopus</b> Have a go at making an undersea octopus out of tin foil:  For this and more activities, check out this video: <a href="https://youtu.be/TAtvytBuDPk">https://youtu.be/TAtvytBuDPk</a>	<b>Activity 2</b> <b>Fingerprint Minibeast Garden</b> Build up minibeasts on paper using finger/thumb prints. Make a spider body using a thumb print or a caterpillar using fingerprints joined up in a line. Or create your own minibeast designs... 	<b>Activity 3</b> <b>Teddy bears picnic</b> Have a teddy bears picnic either indoor or outside. Could you write an invitation and help make the picnic?
<b>Activity 4</b> <b>Materials Hunt</b> Go on a material hunt and see what materials you have in your house or garden.	<b>Activity 5</b> <b>Take part in the digital Summer Reading Challenge, 2020.</b>  Join up to the library's summer reading challenge that is online and read books with your family. <a href="https://www.inspireculture.org.uk/reading-information/childrens-library/summer-reading-challenge/">https://www.inspireculture.org.uk/reading-information/childrens-library/summer-reading-challenge/</a>	
<b>Activity 6</b> <b>Colourful Collaging and Collage Portrait</b> Make with Tate Kids - Live! Play with shapes and experiment with colourful collage, then make a collage portrait. You will need: <ul style="list-style-type: none"> <li>Colouring pencils, crayons or felt tips</li> <li>Coloured paper</li> <li>Old newspapers or magazines for collaging</li> <li>Scissors</li> <li>Glue stick</li> </ul> Check out the video here: <a href="https://youtu.be/ivekOXuRxZE">https://youtu.be/ivekOXuRxZE</a>	<b>Activity 7</b> <b>Recreate a Favourite Holiday Scene</b>  Use things that you have at home to recreate a scene from one of your favourite holidays. Maybe have beach towels, buckets and spades, umbrellas for sunshade to create a beach scene or come up with your own idea.	