









Maths: 2D & 3D Shapes & patterns		
<p>https://bit.ly/30nm4eN Click on this link to learn about how 2D shapes make up 3D shapes. Complete the tasks then test yourself to see what you have learnt with a final quiz.</p>	<p>https://bit.ly/30msr1R Click on this link to learn about how to create repeating patterns. Complete the tasks then test yourself to see what you have learnt with a final quiz.</p>	<p>Challenge – In a town houses had to be built in a certain way. There had to be 2 rooms on the ground floor & all other rooms had to be built on top. Only one person allowed in 1 room. So a house for 2 people would look like this</p>  <p>but a house for 3 people could look like these</p>  <p>Some families had 7 people. How many different ways can they build their houses? Use your book to draw the different ways.</p>

Writing- Acrostic Poem		
 <p>This is called an Acrostic Poem. Each letter of the word SEASIDE has a line of poetry starting with a word for the letter.</p> <p>Sticky seaweed laying on the sand, Excited children eating candyfloss, All the children swimming in the sea, Seals jumping in the sea, In the sea starfish stuck on the rocks, Dead starfish laying on the sand, Excited children building sand castles.</p>		<p>It's difficult to get to the seaside now. Can you write an Acrostic poem about what you might see, hear, feel, smell or taste there. Make a list of seaside words. Write the word SEASIDE down your page. Think of different ideas for each line. Add adjectives and noun phrases to improve it.</p> <p>Words to start you off Sea, fish, boat, fun fair, star fish, ice-cream,, candyfloss.</p> <p>Some adjectives to help Bright, clear, sparkling, stripy, excited, spiky, soft, beautiful, cheerful, excitable.</p>

Phonics		Reading	
<p>Suffix –ment is added to a verb and it becomes a noun. payment, advertisement, development, entertainment, enjoyment, employment, amusement, argument, achievement, movement</p> <p>Activity 1- Can you explain what they mean to an adult?</p>	<p>Activity 2- Can you write them down, say the word and count the syllables? Write down how many syllables each word has like this.</p> <p>Advertisement-ad-ver-tise-ment= 4 syllables</p>	<p>Daisy and the Trouble with life by KesGray https://www.bbc.co.uk/bitesize/articles/zmp2mfr Watch the extract being read by TV presenter Anita Rani. Practise your reading by reading the extract to an adult. Can you answer these? What does Daisy think being grounded means? Where were Daisy's trainers? According to the text, who is Gabby? What did they dig last Saturday? What is the cat called? Did the cat do what Daisy wanted it to? Which animal does Gabby think they should have magicked the cat into? What two things are Gabby and Daisy going to try next? Complete Activity 3 on the website. Read the extract and predict what might happen.</p>	

Flashback-Geography	
<p>Can you remember looking at the oceans and continents that make up the world? One of the continents we looked at was Oceania. This is Australia. It's a vast continent and a long, long way from us in Mansfield/Hucknall. Go to the web link and learn all about it. https://www.bbc.co.uk/bitesize/articles/zhv8jhw</p>	
 <p>Watch the film clip that explores the Northern Territory of Australia</p>	 <p>Watch the 2nd film clip that explores the Great Barrier Reef.</p>
 <p>Watch the 3rd film clip that looks at the weather and the environment of the Australian Outback. Complete the 3 activities.</p> <ol style="list-style-type: none"> 1. What did you see in the Northern territories? 2. Compare Manchester in the UK to Townsville in Australia. 3. Play the Pirate Bunnies game to explore the world. 	

Weekly Learning Project	
<p>Last week you learnt about the life cycle of a plant. Do you know what a plant needs to grow strong and healthy? Click on this next link and watch the two clips to see if you were right! https://www.bbc.co.uk/bitesize/topics/zpxnyrd/articles/zxxsyrd Set up your own investigation. Get 6 small plant pots or plastic cups and fill with soil. Plant the same amount of seeds in each pot. Give the seeds different conditions - Put one pot in the light/sun, one pot in the dark eg a cupboard, one pot where it is warm, one pot where it is cold keep all these seeds watered. The last 2 pots leave in the light/sun give one pot water and leave the other dry. Leave for several days and watch what happens. Predict which you think will grow the best. Draw what happens or take photos and send to your teacher.</p>	
Wellbeing	
<p>Sit with someone else in your house and choose two different pieces of music/songs you like. One could be quiet, the other noisier. Listen really closely to each one and see if you both can hear/name the different instruments. Are there different instruments? How many? Talk about how each song/piece of music makes you feel.</p>	