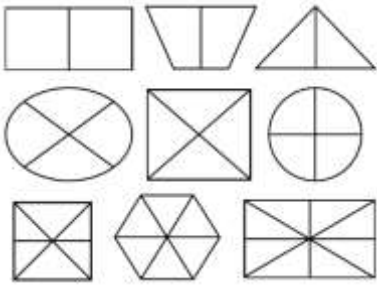
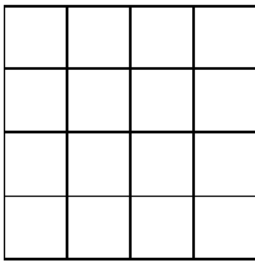



**Maths**

<p><b>Fractions</b>                  What is a fraction? If you cut an apple in half you have shared it equally and make a fraction. You have cut it into half.</p> <p>If you can, watch this video about fractions  <a href="https://youtu.be/ZLxbPQRlyjw">https://youtu.be/ZLxbPQRlyjw</a>                  or sing along to this one  <a href="https://www.bbc.co.uk/bitesize/clips/zqf34wx">https://www.bbc.co.uk/bitesize/clips/zqf34wx</a></p> <p>Now can you find things at home that you could cut into 2 pieces or 4 pieces? Ask an adult if you can cut any into fractions. What fraction have you made?</p>	<p>Can you colour of these shapes? Remember there need to be the same number coloured as not coloured! (There are bigger versions on the next page)</p> 	<p>Are you up for a fractions challenge? Could you colour half of the grid?</p>  <p>Can you draw your own shape and get someone to find a half of it?                  If you want to do a bit more then try this challenge  <a href="https://nrich.maths.org/13059">https://nrich.maths.org/13059</a></p>
--	---	--

**Writing**

Watch and listen to the story of The Lighthouse Keepers Lunch. <https://www.youtube.com/watch?v=46wCRq50Wwg>  
 Can you retell the story? Use the wordmat (on the next page) to help you.  
 Think about where the story was set. Retell another person the story before you try and write it.  
 Who is in the story?  
 What was the problem?  
 How was the problem solved?

**Reading**

<p><b>Phonics oe, oa and ow.</b>                  Look at the pictures. Can you sound out the words and write them down. Which phoneme do they have – oe, oa or ow?</p> 	<p><b>Book based</b>                  Listen and watch the story of The Lighthouse Keepers Lunch  <a href="https://www.youtube.com/watch?v=46wCRq50Wwg">https://www.youtube.com/watch?v=46wCRq50Wwg</a>                  If you could have a picnic lunch, what would you have?                  Draw your own picnic lunch. Can you label what you would have?</p>
--	---

**Science and DT**


Watch the story of The Lighthouse Keepers Lunch. <https://www.youtube.com/watch?v=46wCRq50Wwg>  
 How would you stop the seagulls? Could you design a special seagull proof basket? What materials would you use? Why would you use them?  
 Draw a picture of your basket and label it with it's special features. Can you build your basket and send a photo to your teacher?

**Weekly Learning Project - History**

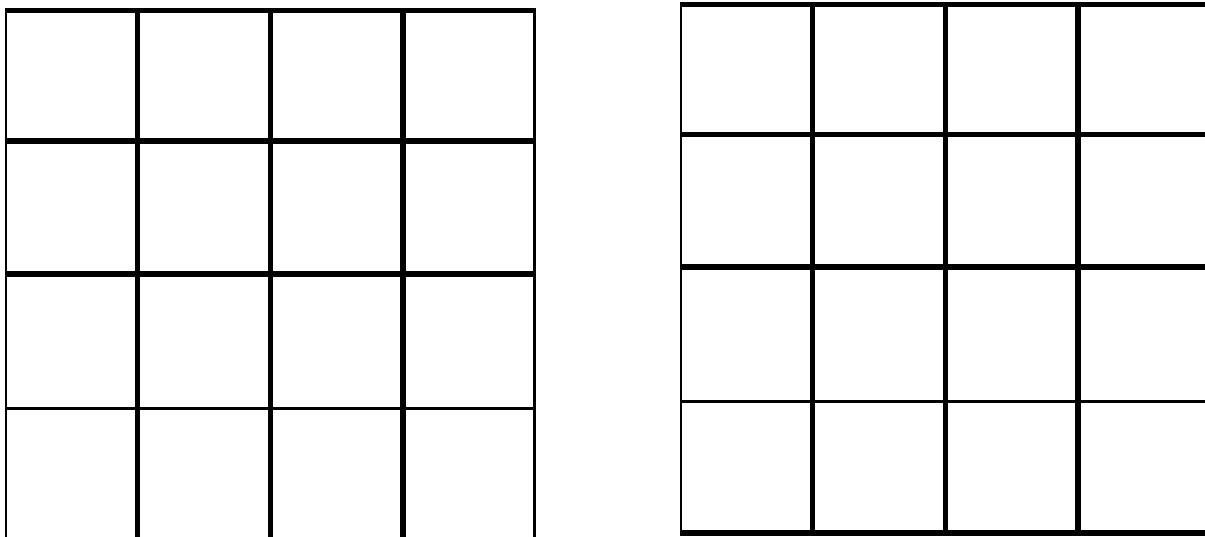
This term we are looking at the seaside and how things have changed.  
 On the next page are two pictures of the seaside. One if from a long time ago and one is from now. Can you work out which is which? How do you know? What is the same? What is different? What are the people doing? What are they wearing? Which one would you like to go to? Why?  
 Can you write a sentence about each picture? You can use this stem sentence to help you – Picture \_\_\_\_\_ is from the \_\_\_\_\_ because \_\_\_\_\_  
 Can you find out what the seaside was like when your Mum and Dad or Grannie or Grandad were little.  
 Could you draw a picture of your perfect seaside scene? What would you like to do?

**Fractions of shapes**

Can you colour of these shapes? Remember there need to be the same number coloured as not coloured!



Are you up for a fractions challenge? Could you colour half of these grids in different ways?



Can you draw your own shape and get someone to find a half of it?

Word Mat for the Writing Task

# The Lighthouse Keeper's Lunch

Common word bank  
the and said was then

Mr Grinling food napkin  
Mrs Grinling lunch tied  
lighthouse seagulls Hamish  
cottage devoured mustard  
basket ate YUK!

Monday Tuesday Wednesday Thursday Friday Saturday

**History – Seaside pictures**

Which picture is the seaside now? Which is the seaside from the past?

Can you work out which is which? How do you know? What is the same? What is different? What are the people doing? What are they wearing? Which one would you like to go to? Why?

Can you write a sentence about each picture? You can use this stem sentence to help you –  
Picture \_\_\_\_\_ is from the \_\_\_\_\_ because \_\_\_\_\_

