




| Maths | | |
|---|--|---|
| <p>Challenge 1: <u>Numbered Stones</u> Go outside and collect 10 stones. Clean them with water and soap and let them dry. Once they are dry, can you write/paint numbers 1-10 on them? You could ask your grown up to help you. Can you put them in order? You could choose one out of a bag and do that many jumps/claps/stamps etc.</p> | <p>Challenge 2: <u>Shape Makers</u> Ask a grown up to make different shapes with masking tape on the floor outside or draw each shape on a piece of paper. See if you can use items that you can find around your home to follow the lines to make the shape. Can you name the shape? Can you discuss any properties that the shape has? How many edges? corners? Can you make the shape without the lines to help you?</p> | <p>Challenge 3: <u>Problem Solving</u> Use the online video to help you make the numbers 4 and 6 by splitting objects between two containers in different ways. After the lesson can you find objects around your home to make the numbers 8 and 10 in different ways? Ask a grown up to help you. https://classroom.thenational.academy/lessons/solving-a-mathematical-problem-an-investigation-at-home</p> |
| Writing | | |
| <p>Challenge 1: <u>A special card.</u> Ask your grown up to help you write a card for a special daddy, grandad or uncle in your life to celebrate Father's Day. Can you write your name and any other sounds in words? To _____ Happy Father's Day Love From _____ Can you tell your grown up why they are special to you?</p> | <p>Challenge 2: <u>Animals</u> What are your top three favourite animals? Tell your grown up what you like about the animals. What features do they have? What is similar? What is different? Then have a go at drawing a picture of each one and writing its name underneath. What sound does it begin with? What other sounds can you hear in the words? Can you have a go at writing a fact about it?</p> | <p>Challenge 3: <u>Hansel and Gretel – Making Sweets</u> Can you try this online lesson with a grown up? The teacher will talk you through what you have to do. You will have a quick phonics lesson and then you will be looking at different kinds of sweets before you have a go at designing your own! https://classroom.thenational.academy/lessons/design-a-sweet</p> |
| Reading | | |
| <p>Challenge 1: <u>Search for words</u> Choose a book you have at home and share it with your grown up. As you read the book, point out sounds you know. Can you segment and blend some of the words yourself? Can you spot any tricky words in your story?</p> | <p>Challenge 2: <u>Mixed up words</u> Ask a grown up to write some words on squares of paper so that each sound is on one square. The grown up then mixes up the squares and says the word it should say e.g. cat (atc) Can you put the sounds in the correct order to read the words? Some words you could use are: big in dog hat pig jam hot bed bun van fin map log sun</p> | <p>Challenge 3: <u>Find the Gold</u> Write all familiar sounds on squares of paper e.g. s a t i p n. Tape/stick some gold or yellow paper to one of the sounds. Turn all sounds over so you can't see them. Take it in turns with your grown up to turn one over and say each sound as its turned and make the action. The one who finds the golden sound is the winner!</p> |
| Flashback: Please look after this bear! | | |
| <p>If Paddington went to a hot country what would he need to take with him? What would he need to pack in his suitcase? Can you draw a picture of some of the clothes he would need for a hot country? If Paddington went to a cold country what would he need to take with him? What would he need to pack in his suitcase? Can you draw a picture of some of the clothes he would need for a cold country? Don't forget to send you picture to your class email address so your teacher can see it!</p> | | |
| Weekly Learning Challenge - Mister Maker. | | |
| <p>Challenge 1 Using card / paper / pens etc design your own Super dad / grandad/uncle bookmark or puppet for someone special in your life. Send a photo of your finished creation to your class e-mail! Here is an example-</p>  | <p>Challenge 2 Can you create your own paintbrush? You will need some pegs and items from around the house/outside. Do they make different marks? Can you create a picture? (if you haven't got paint, mix some mud and water!)</p>  | <p>Challenge 3 Can you create your own threading board? Ask a grown up to help you draw a simple shape e.g. flower, car, person onto a piece of card and make holes around the edge. You could use a box or food packet. Then use a piece of string or wool to thread in and out of the holes. Can you thread in different directions?</p>  |

Get your favourite toy/blanket and choose a story. Ask your grown up to read the story to you in a quiet and relaxing space.