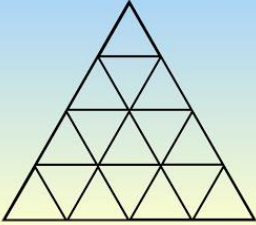




Maths		
<p>Challenge 1: Marbles 1. There are 3 marbles in each bag. Ron has 6 bags of marbles. He puts 1 more marble in each bag. How many marbles are there in total now? *****</p> <p>2. Each bag holds 7 Marbles I have 56 marbles How many bags will I fill?</p>	<p>Challenge 2: Shapes</p> <div style="border: 1px solid black; padding: 5px; background-color: #e6f2ff;"> <p>HOW MANY TRIANGLES DO YOU SEE?</p>  </div> <p>Can you draw your own, how many shapes puzzle, for a different shape e.g. squares?</p>	<p>Challenge 3: Door Handles How Many Handles? Count all the handles in each room of your house. Plot a bar chart (don't forget to use a ruler!) to show which room has the most handles. <i>Don't forget cupboard door handles and drawer handles.</i></p>


Writing	Spelling Prefix 'un'
<p>You have been given a set of minions for a day. Write a diary entry on what you would do with them.</p> <p>Remember to start your diary with 'Dear Diary,'</p> <p>Challenge: Can you include some subordinating conjunctions into your diary entry. even though, just as, as soon as, by the time, so that</p>	<div style="text-align: center;">  </div> <p>Bob thinks: He can add the prefix 'un' to these words to make real words:</p> <p>kind pack fair loud well spill</p> <p>What do you think? Convince me!</p>

Reading	
<p>Get Ready with Cleopatra <i>To look as fabulous as me, follow these simple beauty steps. First, bathe in milk and honey to keep your skin nourished and soft. I scrub away the dead skin using sea salt and then I like to use crushed green grapes to give my skin a golden glow. I usually keep my makeup quite simple and natural. I crush up lapis lazuli stone to create a deep blue eye shadow base and then I add some sparkle with little chunks of gold pyrite.</i> <i>Next, I make my eyelashes and eyebrows darker using charcoal and animal fat. Then, I just rub some red clay into my lips and cheeks and I'm ready to head down to the pyramids for the day.</i></p>	<p>Comprehension – Get Ready with Cleopatra Questions: Use the exercise book you were given or some paper</p> <ol style="list-style-type: none"> Through whose eyes is this text told? Find and copy a phrase which shows that Cleopatra thinks that she looks good. 'I usually keep my makeup quite simple and natural.' Do you think this is true? Explain why you think it is or isn't true. Explain why Cleopatra does not use the same makeup products that women use today.

Sequencing - Can you put these events in the right order?

Daniel gave the present to his mum on her birthday.
 He wrapped the paper around the present and fastened it with the sticky tape.
 Daniel found the sticky tape and cut four pieces.
 Daniel took out a piece of wrapping paper and the present for his mum.
 He cut the paper to the right size.

Online Safety	
<p>Watch Film 1: <i>Block Him Right Good Alfie!</i> at https://www.thinkuknow.co.uk/8_10/watch/</p> <p>Answer these questions on a piece of paper or in the exercise book we sent home:</p> <ol style="list-style-type: none"> Who wrote a mean comment about Alfie? Who 'liked' the comment? Why wasn't this a kind thing to do? <p>Next, create a poster about how when we write or post something online, we must always think about how we might make other people feel. You can use paper for this or alternatively, on Purple Mash, you can use 2Publish: Blank Template to create this.</p>	

Weekly Learning Project	
<p>Design a Roman Villa. This could be a 3D project using cereal boxes and other suitable waste materials or you could simply draw your villa on paper. Have a go at labelling the different features you included inside for example you might want to include some of these: mosaics, baths, indoor plumbing, exercise rooms, courtyards, servant's quarters and gardens. You could also include other things not listed, in your villa.</p> <p>Need some ideas? Look at the photos on the following page.</p>	

Listen carefully, with your eyes closed to any sounds you can hear. After one minute, open your eyes and write down everything you heard.

Photo ideas for Roman villas:



<https://www.drawingtutorials101.com/how-to-draw-a-roman-house>

