





English	
<p><b>Offline Activity 1</b></p> <p>Remember an acrostic poem is one with the word down the side and a phrase to go with each letter e.g.</p> <p>S - sizzling sausages spitting on the BBQ</p> <p>U - under the sea lie shells waiting to be found</p> <p>M - munching ice-creams in the garden</p> <p>M -</p> <p>E -</p> <p>R -</p>	<p><b>Offline Activity 2</b></p> <p>Can you create an A-Z of adjectives?</p> <p>See if you can come up with a word that no one else has thought of.</p> <p>Remember an adjective is a word that describes the noun (e.g. colourful, lively, cosy, sneaky etc)</p>

Maths	
<p><b>Offline Activity 1</b></p> <p><b>Dan the Detective</b></p> <p>Dan the detective looked for a number. He found a two-digit number less than 50. The sum of its digits was 12. Their difference was 4. What number did Dan find?</p> <p>Dan found a two-digit odd number. One of its digits is half the other. The number was greater than 50. What number did Dan find?</p>	<p><b>Offline Activity 2</b></p> <p><b>Carrying cards</b> These sixteen children are standing in four lines of four, one behind the other. They are each holding a card with a number on it.</p>  <p>Each child in blue is holding a number which is four more than the child in the same row wearing red.</p> <p>The children in yellow shirts each have a number which is double the number of the child in the same row wearing red.</p> <p>Some of the numbers that the children in red, blue or yellow shirts are holding have got rubbed off. What should the numbers be?</p> <p>Can you work out how the numbers that the children in green are holding have been worked out? What are the two missing numbers?</p> <p>If there was another row of four children standing behind the fourth row, what numbers would they be holding?</p>

As it is only part of a week we would be in school, we have then included some family learning activities that you can choose from to complete across the week as you like.

<p><b>Activity 1</b></p> <p><b>Leaf Rubbing</b></p>  <p>You need some leaves, paper and some wax crayons to make this tree. Check out the video (and other fun art activities) from 1:07:</p> <p><a href="https://youtu.be/TAtvytBuDPk">https://youtu.be/TAtvytBuDPk</a></p>	<p><b>Activity 2</b></p> <p><b>Plastic Free</b></p> <p>Design a poster to encourage people to avoid using plastic unnecessarily (for example: single use straws, cups, baby wipes, carrier bags).</p> 	<p><b>Activity 3</b></p> <p><b>Drive-in Movie</b></p> <p>Use cardboard boxes and other recycled materials to make a car. Decorate it by colouring or painting the cardboard.</p> <p>Enjoy the film whilst sitting in your new car with snacks and cushions.</p>
<p><b>Activity 4</b></p> <p><b>Paper Figures</b></p> <p>Create paper figures of people who you love, with artist and illustrator Joey Yu. Experiment with different drawing techniques and make an installation using your figures. Check out the video here (includes everything you need):</p> <p><a href="https://youtu.be/lpggfZBHt34">https://youtu.be/lpggfZBHt34</a></p>		<p><b>Activity 5</b></p> <p><b>Take part in the digital Summer Reading Challenge, 2020.</b></p> <p>Join up to the library's summer reading challenge that is online and read books with your family.</p> <p><a href="https://www.inspireculture.org.uk/reading-information/childrens-library/summer-reading-challenge/">https://www.inspireculture.org.uk/reading-information/childrens-library/summer-reading-challenge/</a></p>
<p><b>Activity 6</b></p> <p><b>Design some emojis</b></p> <p>Create your own set of 'emojipaedia' by drawing all the emojis that you know and writing their meanings alongside each one.</p> 	<p><b>Activity 7</b></p> <p><b>Recreate a Favourite Holiday Scene</b></p> <p>Use things that you have at home to recreate a scene from one of your favourite holidays. Maybe have beach towels, buckets and spades, umbrellas for sunshade to create a beach scene or come up with your own idea.</p>	